
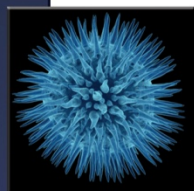
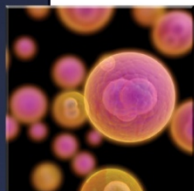




Precision CCD and EMCCD Cameras

SI-6M1-FF

3K x 2K pixel CCD Camera 1 Frame/Second 12 Bit Digital Camera



Salvador Imaging's SI-6M1-FF camera provides high resolution (6 Megapixel) frame capture with low noise readout for photon-starved applications. The use of a full frame CCD running in multi-phase pinned (MPP) mode provides 100% optical fill factor and ultra-low dark current allowing integration times up to 60 seconds. The camera has enhanced sensitivity in the blue end of the spectrum. Multiple trigger modes provide flexibility in system synchronization with programmable fixed width edge triggered integration or external pulse width controlled integration with external triggering through either the SMA connector or the Camera Link CC1 trigger.

Performance is assured through Salvador Imaging's characterization of each production unit using the Photon Transfer Curve method.

Applications

- X-ray Imaging
- Bio Applications
- Microscopy

Features

- 3072 x 2048 resolution
- True 12-bit digitization
- 100% fill factor
- MPP mode for ultra low dark current
- Excellent low-light & extended blue response
- Progressive scan readout
- Programmable operation
- Camera Link output
- Antibloom protection

Connectors

- Trigger/Sync Selectable Camera Link CC1
- Data Camera Link
- Power 110 VAC (220 VAC option) with model SI-6M1-FF PS, AC/DC power supply provided
- Programming Serial port via Camera Link

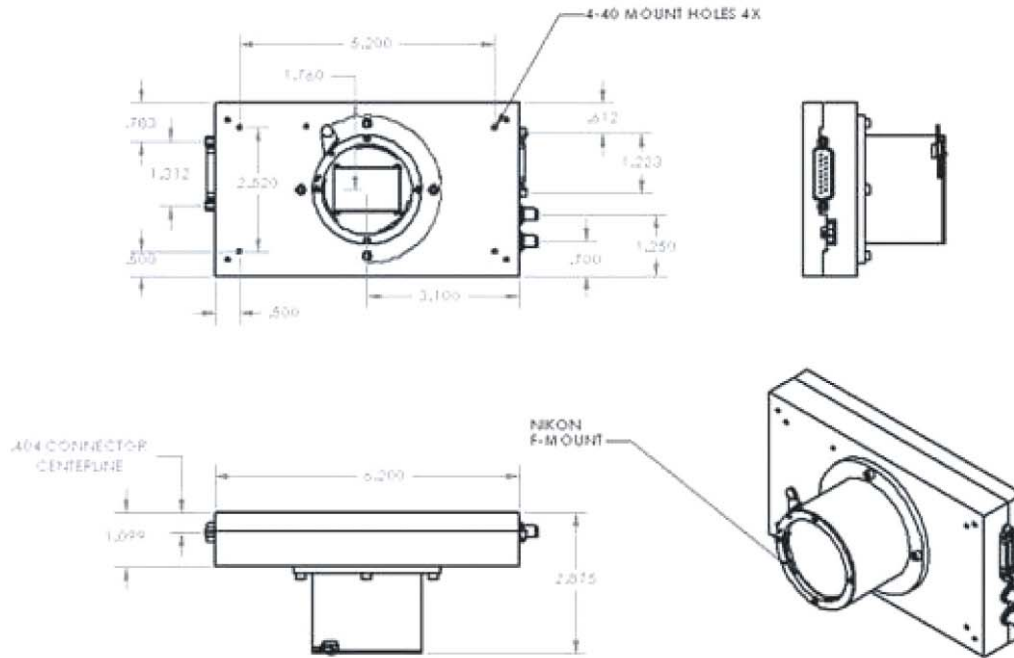


Image Shown does not necessarily reflect "base" configuration

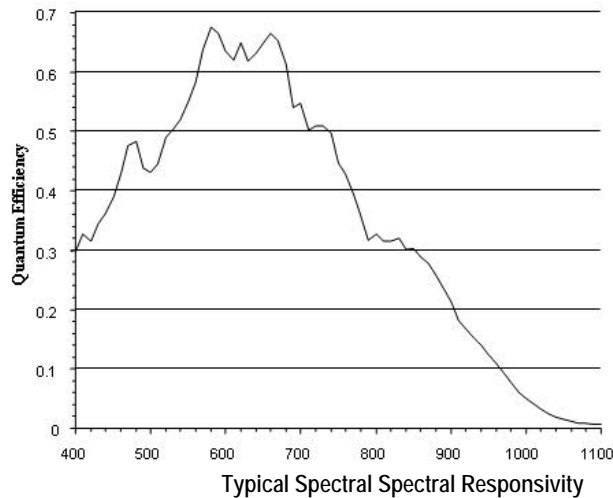
Specifications

Resolution	3072 x 2048 pixels
Pixel size	9um x 9um
Sensor format	Full Frame
CCD full well capacity	55 Ke (typical)
Max. frame rate	0.7 fps @ T(int)=0 sec.
Pixel rate	5 MHz
Data format	Camera Link
Dark signal	15 e /pixel/sec (typical)
Dynamic range with typical	70 dB
Noise	20 e
Antibloom	128:1
Housing	Aluminum
Lens Mount	F-mount
Size	6.2" x 3.5" x 1" (excluding lens tube)
Weight	1 lb 3 oz (excluding lens tube)
Operating Temp	-10° to +40° C
Power supply	+5V, +15V, 112V With AC/DC converter
Power dissipation	7 W

Package Drawing



Spectral Response



About Salvador Imaging

Salvador Imaging's camera technology combines the low-noise and high resolution needed for true analytical measurements with the speed demanded in today's medical, commercial/industrial, and aerospace/military imaging systems.

Salvador offers standard products as well as fully custom designs to meet the needs of a broad range of markets. Applications for Salvador products range from semiconductor, printed circuit-board and flat panel inspection to medical imaging, biotech data capture, airborne mapping, low light security and surveillance, and burst mode ballistic imaging. Camera products typically incorporate low noise, precision analog design coupled with proprietary thermal stabilization (cooling) to provide unrivaled imaging performance. Features such as binning, area-of-interest and external synchronization are standard in many Salvador cameras. Salvador cameras are 100% inspected using the Photon Transfer curve and other techniques to verify that the technical specifications are achieved.

Specifications and availability subject to change without notice – July 2008